

MUTUAL

0032

c.1

0230

MUTUAL DE SEGURIDAD
DEPTO. PLANIFICACION Y ESTUDIOS

INDICADORES DE MASA AFILIADA Y
REMUNERACION PROMEDIO

CAMARA CHILENA DE
LA CONSTRUCCION
Centro Documentación

- 2118 -

MARZO 1991

MUTUAL
0032

REMUNERACION
INDICADORES SOCIALES

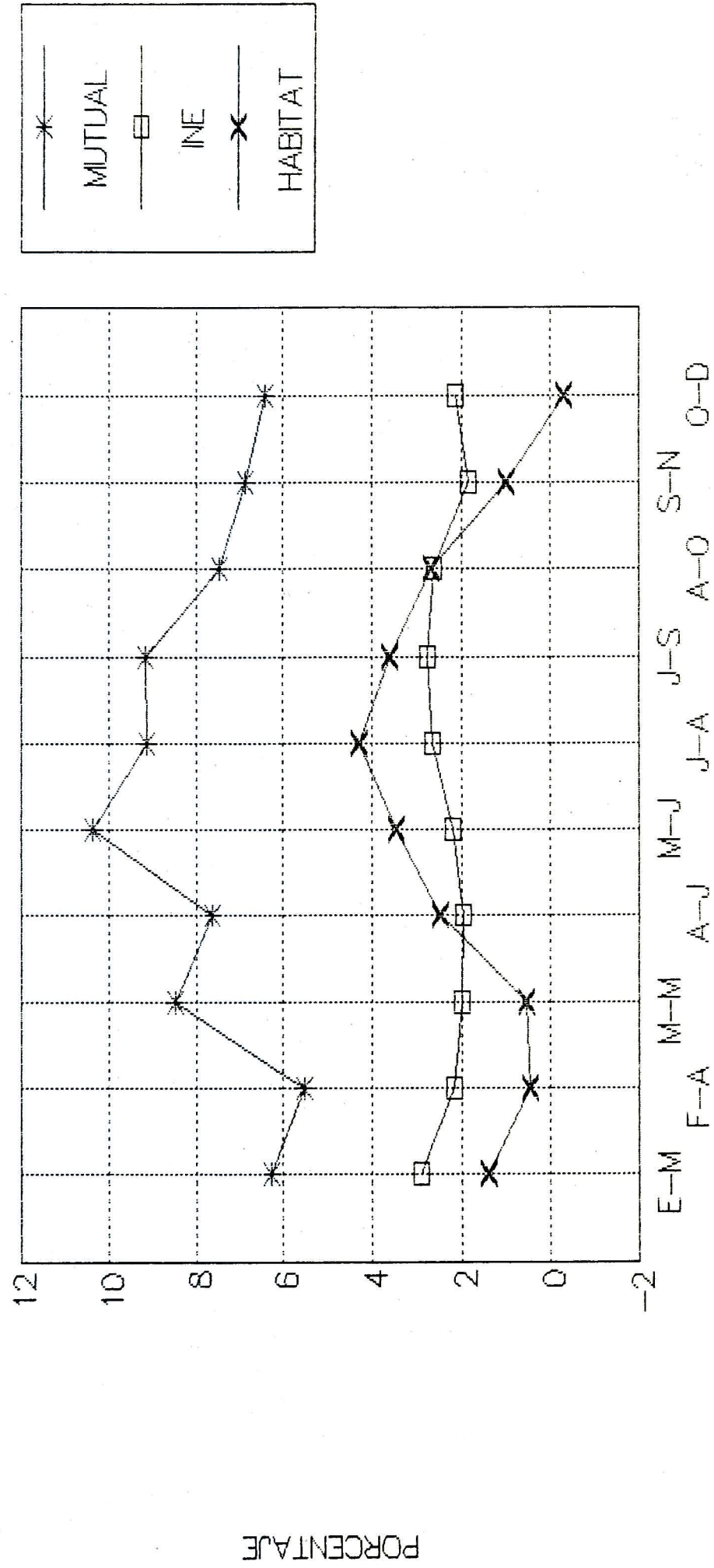
MEN 994

MASA TOTAL MUTUAL DE SEGURIDAD C.CH.C.

TRIMESTRE MOVIL	TOTAL	INDICE	VARIACION		VARIACION	
			MENSUAL	12 MESES	INE	HABITAT
E-M '89	569,928	100.00				
F-A	566,714	99.44	-0.56			
M-M	570,425	100.09	0.65			
A-J	568,404	99.73	-0.35			
M-J	568,798	99.80	0.07			
J-A	567,280	99.54	-0.27			
J-S	573,222	100.58	1.05			
A-D	573,859	100.69	0.11			
S-N	576,202	101.10	0.41			
D-D	582,088	102.13	1.02			
N-E '90	597,937	104.91	2.72			
D-F	610,565	107.13	2.11			
E-M	615,039	107.92	0.73	7.92	3.36	11.77
F-A	614,518	107.82	-0.08	8.44	2.77	12.16
M-M	611,687	107.33	-0.46	7.23	2.07	11.11
A-J	606,276	106.38	-0.88	6.66	2.07	9.51
M-J	595,719	104.53	-1.74	4.73	1.61	8.09
J-A	587,634	103.11	-1.36	3.59	1.4	6.47
J-S	587,825	103.14	0.03	2.55	0.91	4.92
A-D	585,916	102.81	-0.32	2.10	0.75	3.05
S-N	587,691	103.12	0.30	1.99	0.48	2.07
D-D	591,041	103.70	0.57	1.54	0.79	1.24

INDICADORES DE REMUNERACION

MUTUAL DE SEGURIDAD, AFP HABITAT, INE



PORCENTAJE

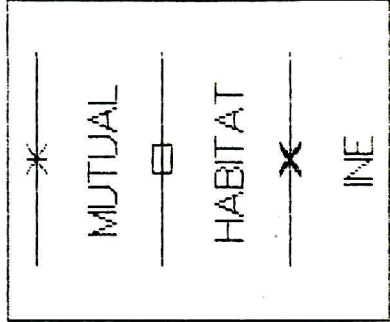
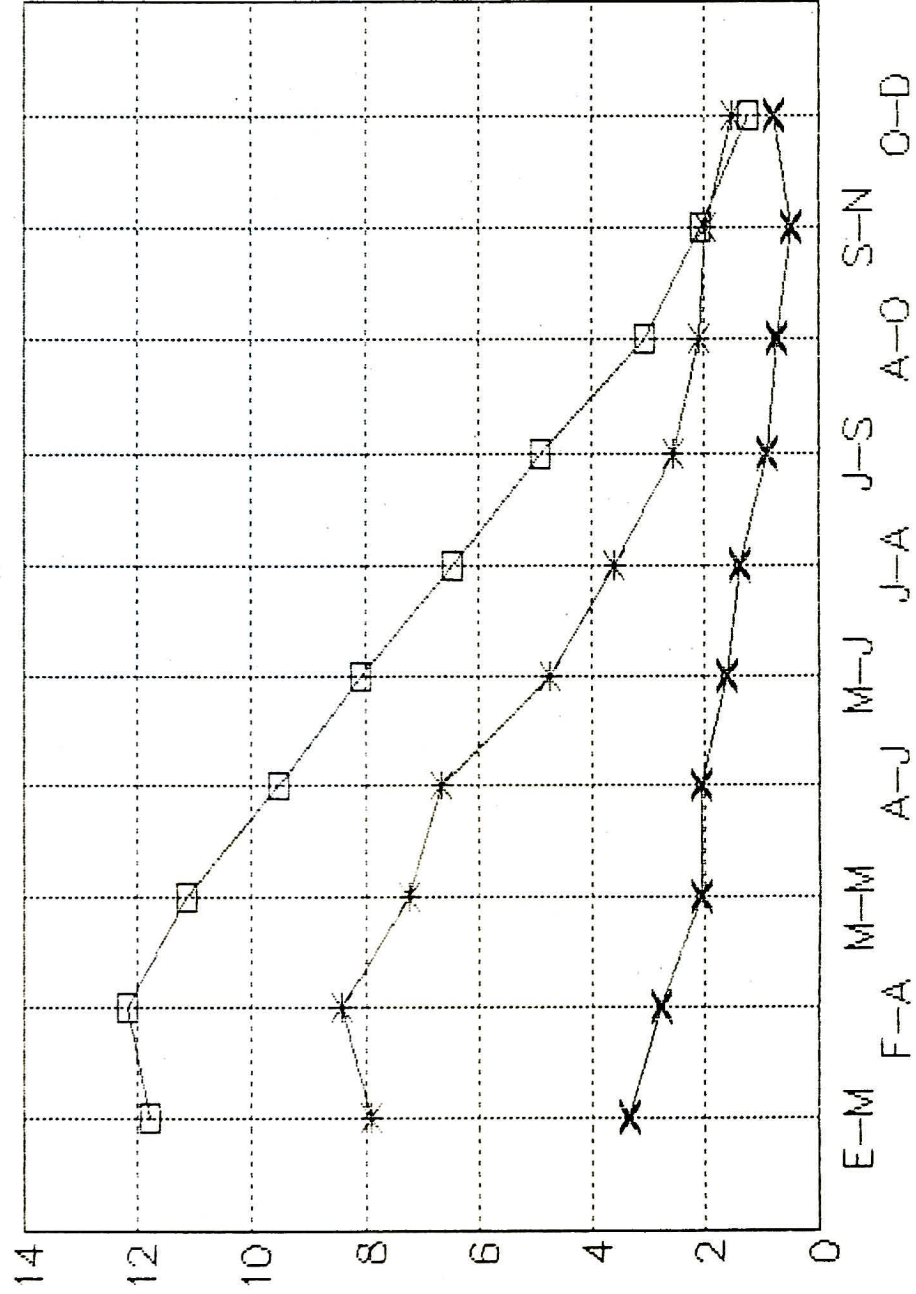
TRIMESTRE

REMUNERACION PROMEDIO TOTAL MUTUAL DE SEGURIDAD C.CH.C.

TRIMESTRE MOVIL	(UF) TOTAL	INDICE	VARIACION		VARIACION	
			MENSUAL	12 MESES	INE	HABITAT
E-M '89	12.56	100.00				
F-A	12.26	97.59	-2.41			
M-M	12.33	98.13	0.55			
A-J	12.45	99.13	1.02			
M-J	12.39	98.62	-0.51			
J-A	12.35	98.32	-0.31			
J-S	12.40	98.71	0.40			
A-D	12.73	101.34	2.66			
S-N	12.60	100.30	-1.02			
D-D	12.53	99.73	-0.56			
N-E '90	12.79	101.82	2.09			
D-F	13.10	104.29	2.43			
E-M	13.35	106.24	1.87	6.24	2.92	1.39
F-A	12.94	102.97	-3.08	5.51	2.18	0.46
M-M	13.37	106.45	3.38	8.48	1.99	0.56
A-J	13.40	106.68	0.21	7.61	1.97	2.47
M-J	13.68	108.86	2.05	10.38	2.19	3.48
J-A	13.48	107.28	-1.45	9.12	2.66	4.29
J-S	13.54	107.75	0.43	9.16	2.76	3.61
A-D	13.68	108.88	1.05	7.45	2.62	2.67
S-N	13.47	107.18	-1.56	6.86	1.87	1
D-D	13.33	106.12	-0.99	6.40	2.14	-0.31

INDICADORES DE EMPLEO

MUTUAL DE SEGURIDAD, AFP HABITAT, INE



PORCENTAJE

TRIMESTRE



0006367



Autor.: Mutual de Seguridad

Título: Ludicadores de Mesa Apilada

Nº top.: 02118 y R. ---